



Glebe Primary School
Welcome to Reception
2024/2025



The first few weeks

We will find out what the children already know and can do and use this information to help us develop an individual learning programme for each child.

We would value any contributions you would like to make in helping us get to know your child's needs.

You will be invited to discuss your child's progress & adjustment to school within the first term at parents evening.

What is the Early Years Curriculum?

- It covers development of children from 0-5 years across 7 different curriculum areas. All areas are equally important and connected.
- The curriculum provides the opportunity for children to progress at different rates.
- Strongly promotes personalised learning and inclusion.



Why is learning through play so important?

Play underpins all development and learning for young children.

Through play children can:


- Explore, develop and learn about the world around them.
- Practice concepts and skills.
- Learn how to understand the need for rules and make mistakes.
- Think creatively and imaginatively.
- Communicate with others as they investigate or solve problems.
- Develop their wellbeing, gain confidence and learn to take risks.



What is Freeflow?

The classrooms have defined areas (writing, maths, role-play, construction, small world etc) to enable children to access all 7 areas of the Early Years curriculum.

Children are able to pursue their own interests inside and outdoors, by selecting what they want to do in each area. This is called child-initiated learning.



Outdoor Learning

Outdoor learning is important for the children because:

- It increases self-esteem and confidence.
- Supports children who learn best through activity or movement.
- Develops social skills; negotiating, taking turns and cooperation.
- Improves language and communication.
- Improves physical motor skills.
- Provides a connection with a natural environment.

Your children will need:

- Wellington boots.
- Sun hat.
- Always have a coat!



How is the Early Years Curriculum structured?

3 PRIME AREAS OF LEARNING

(fundamental to children's development):



- ▶ Personal, social and emotional development.
- ▶ Communication and language.
- ▶ Physical development.

4 SPECIFIC AREAS OF LEARNING

(include essential skills and knowledge and provide contexts for learning):

- ▶ Literacy.
- ▶ Mathematics.
- ▶ Understanding the World.
- ▶ Expressive Arts and Design.

Personal Social and Emotional Development



Play opportunities modelling play skills and how to manage conflict.



Trying new things and building resilience .



Building relationships through play.

Teaching about feelings through stories.



Self-Regulation

Managing Self

Building Relationships

Communication and Language

A squash and a squeeze
in the play house.



Conversations about stories.



Now
press play



Listening walks.

Listening

Speaking

Retelling and acting
out stories.



Group work to solve maths
problems together.

Circle time
discussions.



Physical development



Opportunities to run, jump, climb, balance and negotiate space.



Funky fingers fine motor activities daily.



Daily handwriting.

the cat was on the tree
I am happy.


Gross Motor Skills

Fine Motor Skills

Literacy


Friday 21st April 2021

Set 1 taught sounds	Words to sound out m-a-t = mat
m a s d t	got tap pin can sock
j u b f	jug mud bag fun red
h o p	hop shop run jam vet
y a k	yak whip thick zoo chop
q u i t	quit fox king wink
Set 2 taught sounds	play been light show
a y b e l i g h	pool foot hard sport
o w p o o	hair girl mouth boy
a r o r a i r	
i r o d o y	
Set 3 taught sounds	
d r e a m	dream coil name
h i d e	hide broke June
Red words set 1	Red words set 2
the my you said your	what all was we so to
are be of ne	me call her there want
	go old some be



Silly cake phonics game.

Meaningful writing and reading activities and games linked to the topic and sounds taught.





The Very Hungry Caterpillar.



The Naughty Bus activities.



Daily phonics sessions- sounds are shared with parents and carers weekly.



Comprehension


Word Reading

Writing

Maths



Beginning to record using more formal methods.



Finding 3.



Match and sort.




Games, art activities and concrete resources to represent numbers in different ways.



Making 7 games.

Repeating patterns.



Number

Numerical Patterns

Understanding the World



Exploring light.



Exploring the natural world.



Celebrating key and religious events-
Remembrance Day, Chinese New year
and Diwali.



Diwali celebration artwork.



Past and Present

People, Culture and Communities

The Natural World

Expressive Arts and Design



Exploring materials and tools and sharing creations.



Singing songs and rhymes.



Christmas production.



Daily wake up shake up dancing and singing.



Firework painting.

Creating with Materials

Being Imaginative





What does a day in Reception look like?

No two days are the same!

- Our environment involves a variety of child-led activities and adult-led activities.
- Activities cover all areas of the curriculum, inside and outside.
- Snack café provides a healthy snack and milk/water.
- We have adult-led inputs for English, Maths, Phonics and topic activities.

This splodge is part of my lunch. I am trying so hard to use a knife and fork correctly when I eat.

I'm sorry that my uniform got dirty today but it helps to show what I have been learning!

Painting helps me to develop my creativity. Sometimes I accidentally get paint on my shirt as I work.

This black mark was made with a pen. I am trying so hard to develop my writing and drawing skills.

Sometimes my uniform comes home a little wet. I learn huge amounts of Science and Maths when I play in the water tray!

This grass stain shows that I have been using the outdoor area to develop my physical skills.

The Mud Kitchen is very messy but it helps me to develop my imagination and use of descriptive language.

Big movements like running and jumping help me to get better with small movements like writing!





Our Learning Journals

Every child within our Early Years has their own on-line Learning Journal. Over the year, the Learning Journal will tell a story of your child's time in our Nursery or Reception classes. It shows their learning, friends and experiences they have shared with others.

By using :

- You will receive new entries in your child's journal celebrating their achievements and exciting activities, individually or with their new friends and the staff looking after them.
- You can also contribute to this growing journal by commenting on the journal entries, or even adding your own. Let your child's teachers know what your child loves doing at home by sending photos and videos back, helping them understand their development at home.
- You are able to share these special moments with your child at any time by logging into their Learning Journal, using your own password. In addition to the simple pleasure of seeing your child's enthusiasm in describing their day, talking together about the pictures and video clips in their journal helps to develop your child's language skills and build their self-esteem.



How are you as parents involved in your child's learning?

- We will work in partnership with you in order to provide a strong base for your child's learning.
- Together we can identify learning needs and respond to any areas of development. We are here to support any concerns you may have.
- We have an Open-Door policy and encourage informal chats at the end of each session.
- Parent consultations termly to discuss your child's progress and next steps. End of year report.
- Access to our online Learning Journal and the ability to add your own photographs or notes.



How do we communicate with each other?



A member of the senior leadership team is on the Key Stage 1 and 2 site every day.



Website:

<https://www.glebeschool.com>



Weekly Glebe Gazette sent home via email about whole school news.



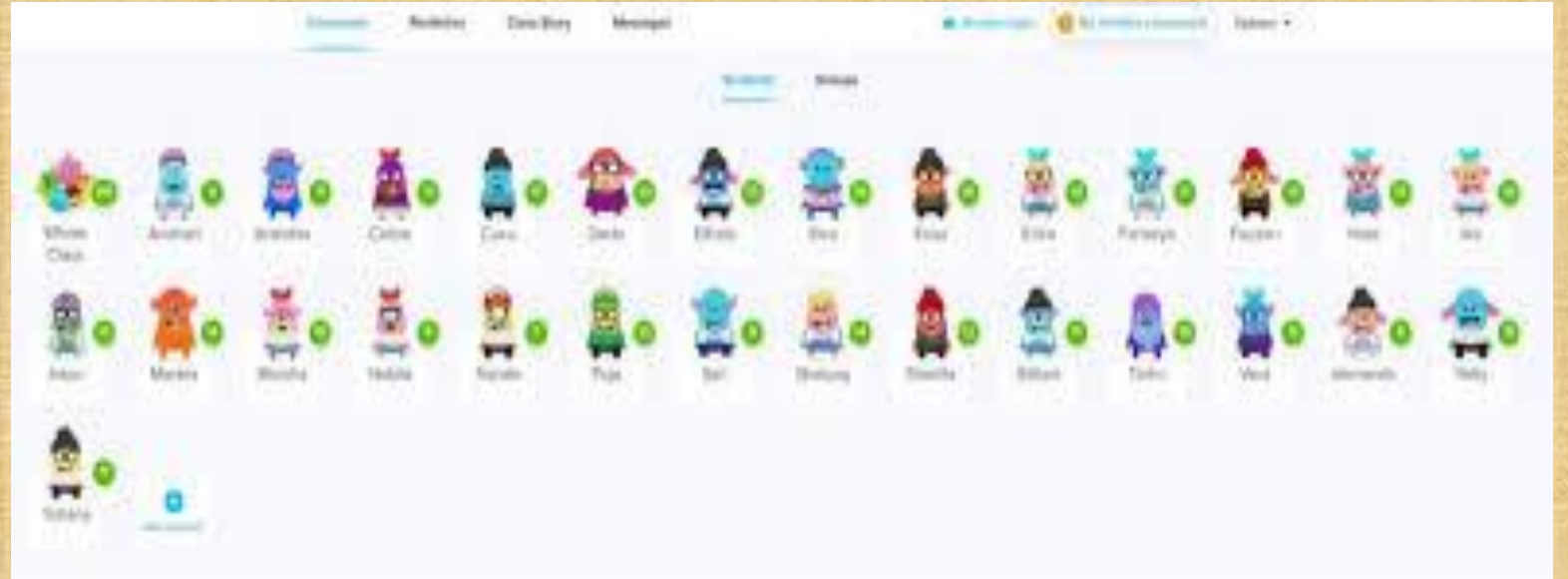
Email admin@glebeschool.com



Early Years staff have an open-door policy and are available at the start/ end of each session.



How do we communicate with each other?




How can you help to get your child ready for Reception?

Self care and independence:

wash and dry hands, wipe their nose, put coat on/take coat off, learning to do their coat up, learning to dress/ undress, happy to be in the care of a familiar adult.

Playing with others: can play games and activities, share and take turns.

Speaking and Listening: follow simple instructions, ask for help, talk about ideas.



Reading and Writing: recognise/read their name, draw, talk about their drawings, learn to write their name, enjoy listening to stories and rhymes.

Eating and Drinking: use a spoon, knife and fork, drink from a water bottle, carton or open cup.

Feeling ready: Talk about the fun things that will happen at school - , share photos from the school's website, try the uniform, read books about going to school.

Every child learns and develops at different rates.

What does my child need to bring into school?

In order for children to be ready to learn when they come into school, we ask that they have:

- A green Glebe book bag.
- Uniform/PE uniform.
- Weather appropriate clothing (coats, hats).
- Wellington Boots (These stay in school).
- Water bottle.
- No toys and no snacks needed.

PLEASE NAME EVERYTHING!



The importance of returning the Pupil Details/Admissions Form.

It is important that we have information about our children at Glebe. This is collected from the admissions form.

Please could you ensure that these have been returned to school **no later** than Friday 21st June.

- Admission form.
- Pupil Premium/Free School Meals.
- Allergy – Caterlink.
- Wrap-Around Care.

Full birth Certificate and proof of address will be required for photocopying.

- Legally, we require at least 2 telephone numbers in case of an emergency.
- You must be registered with a doctor.





TRANSITION VISITS

Friday 28th June – Stay and play session with parents in school.

9 am – 10 am – Group A.

10:30am – 11:30am – Group B.

Entrance and exit from Talbot Avenue.



TRANSITION VISITS

Thursday 4th July – Session for children only to visit their class. Parents will be able to have refreshments and meet the Senior Leadership Team, Inclusion Team, Friends of Glebe (who will be selling some good quality pre-loved uniform) and the other parents.

9 am – 10 am – Group A.

10:30am – 11:30am – Group B.

Entrance and exit from Talbot Avenue.





TRANSITION PHONE CALLS

Over the next couple of weeks the teachers will call parents and discuss individual needs/worries.

START OF THE NEW SCHOOL YEAR

Week beginning 2nd September:

Monday is an inset day – no children.

Tuesday : Group A – 9:00am – 11:00am.

Group B – 1:00pm – 3:00pm.

Wednesday: Group A – 9:00am – 11:00am.

Group B – 1:00pm – 3:00pm.

Thursday: Group A – 8.50am – 12.00am (early lunch).

Group B - 1:00pm – 3:10pm.

Friday: Group A – 8.50am – 11:00am.

Group B – 12.00pm – 3:10pm (with lunch).

Wk beginning 9th September - Full time (8.40 – 3.10 pm).

Friday 13th - Parents are invited in to join us for lunch from 12.45. We will head back to the classroom around 1.15 and the children can show you around their rooms and what they have been doing this week and you can then head home.



Where do you drop off and pick up your children?

We have 3 gates onto the school site;

- Talbot Avenue .
- Creswick Avenue.
- Philbrick Crescent West .


These are all open before and after school.

Children and adults can stand and wait on the playground until the green gates are opened to the EYFS area.

Both classrooms have different entrances, so the staff will welcome you into the relevant classroom.

During our staggered start please use the Talbot Avenue entrance during the school day drop off/pick ups.





What are our school expectations on children's health?

- If your child is ill, please keep them at home and phone the school office as early as you can. We have a 'reporting absence' phonenumber.
- Please ensure that your child has had all the necessary immunisations completed.
- Our school nurse and local health visitors provide advice and support if you need anything.

Uniform can be purchased from Danielles

Danielles
Claydons Lane
Rayleigh
Essex
SS6 7UP
01268 967542

www.danielleshop.co.uk

Uniform does not have to contain the
Glebe logo and our school colour can be
obtained from any major supermarket.

We do like the children to wear shoes for
school, rather than trainers or boots.





All of the team at Glebe
Primary School are
looking forward to
welcoming your
children.

Please remember....

If you have any concerns or questions, we will
be happy to help you.